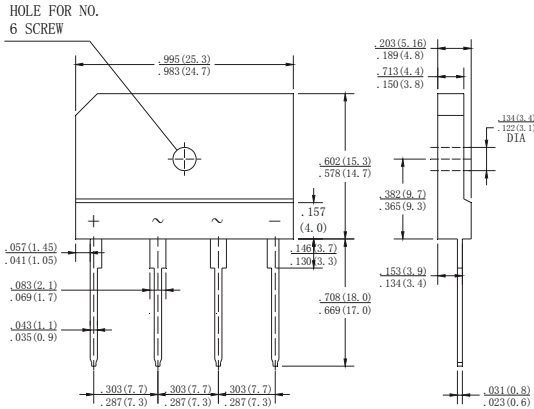


# KBJ4005 THRU KBJ410

## SINGLE PHASE GLASS PASSIVATED BRIDGE RECTIFIERS

Voltage Range - 50 to 1000 Volts Current - 4.0 Ampere

### GBJ4



Dimensions in inches and (millimeters)

### FEATURES

- ◆ Ideal for printed circuit board
- ◆ Reliable low cost construction utilizing molded plastic technique
- ◆ High temperature soldering guaranteed: 250°C/10 seconds / 0.375"(9.5mm) led length at 5 lbs., (2.3kg)tension
- ◆ Small size, simple installation
- ◆ High surge current capability

### MECHANICAL DATA

**Case:** Molded plastic body

**Terminals:** Plated leads solderable per MIL-STD-750, Method 2026

**Polarity:** Polarity symbols marked on case

**Mounting Position:** Any

### MAXIMUM RATINGS AND ELECTRICAL CHARACTERISTICS

Ratings at 25° ambient temperature unless otherwise specified.

Single phase half-wave 60Hz, resistive or inductive load, For capacitive load derate current by 20%.

	SYMBOLS	KBJ 4005	KBJ 401	KBJ 402	KBJ 404	KBJ 406	KBJ 408	KBJ 410	UNITS
Maximum repetitive peak reverse voltage	$V_{RRM}$	50	100	200	400	600	800	1000	VOLTS
Maximum RMS voltage	$V_{RMS}$	35	70	140	280	420	560	700	VOLTS
Maximum DC blocking voltage	$V_{DC}$	50	100	200	400	600	800	1000	VOLTS
Maximum average forward rectified current	$I_{F(AV)}$	4.0							Amps
Peak forward surge current 8.3ms single half sine-wave superimposed on rated load (JEDEC Method)	$I_{FSM}$	120							Amps
Maximum instantaneous forward voltage drop per bridge element at 4.0A	$V_F$	1.0							Volts
Maximum DC reverse current at rated DC blocking voltage	$I_R$	5 500							$\mu A$
Operating temperature range	$T_J$	-55 to +150							°C
storage temperature range	$T_{STG}$	-55 to +150							°C

FIG.1-MAXIMUM NONO-REPETITIVE FORWARD SURGE CURRENT PER BRIDGE ELEMENT

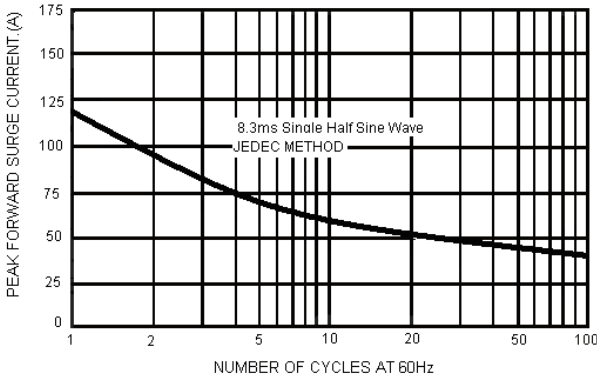


FIG.2-MAXIMUM FORWARD CURRENT DERATING CURVE

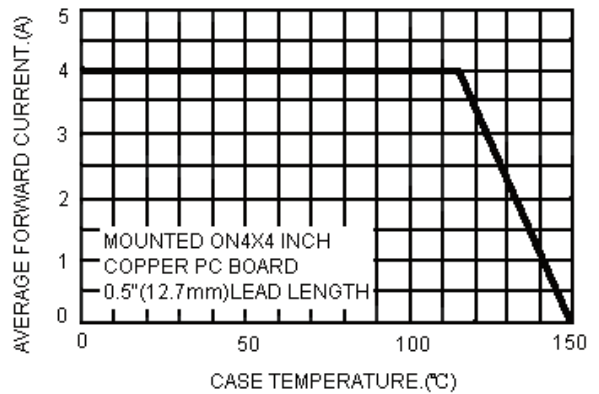


FIG.3-TYPICAL INSTANTANEOUS FORWARD CHARACTERISTICS PER BRIDGE ELEMENT

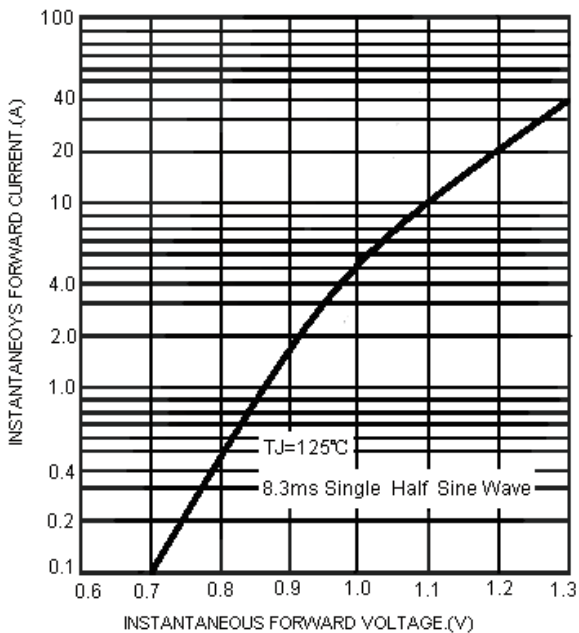


FIG.4-TYPICAL REVERSE CHARACTERISTICS PER BRIDGE ELEMENT

